

UX
SERIES



ElectroMech

Yale



4-Wheel Electric Forklift

ERP15-35UX / 1500 - 3500kg

- Easy accessibility and controllability
- Cylinders with hard chrome rods
- AC drive technology
- Operator-friendly UX series design

www.emechyale.in

4-Wheel Electric Forklift ERP15-35UX / 1500 - 3500kg

Features

1 Wide View Mast

The wide mast view maximizes the operator's forward field of view, providing comfort and safety.

2 Small Steering Wheel

The adjustable steering wheel position provides convenience for the operator as it provides 8 degrees of adjustment. Low steering effort makes it easy to operate in confined spaces.

3 Integrated Motor, Transmission and Axle

The compact structure of the drive system provides adequate access for maintenance. Precision cut gears are incorporated, leading to reduced wear and lower noise levels.

4 High Strength Overhead Guard

The overhead guard features profiled steel, with high strength materials to enhance reliability and operator protection.

5 AC Controller

European designed AC controllers coupled with AC traction and hydraulic motors allow for precise truck operation. The controllers are easily accessible which can also minimise service time.

6 Low Step Height

The conveniently positioned low step provides easy access to the truck.

Overview

The Yale® UX Series provides the ideal solution to meet your less frequent usage needs, without compromising on performance.

The Range

The ERP15-35UX range is available in six different capacities:

- 1,500KG - ERP15UX / 1,800KG - ERP18UX
- 2,000KG - ERP20UX / 2,500KG - ERP25UX
- 3,000KG - ERP30UX / 3,500KG - ERP35UX

Design

The UX series was engineered with the driver at the forefront of the design process. The operator compartment has been configured to enable the driver to work effortlessly and in comfort, allowing easy accessibility and controllability. A range of standard and optioned features are available for this range to enable the user to configure the truck to its application-specific needs.



Hydraulics

The high quality cylinders with hard chrome rods reduce seal wear for longer life. The full-flow, low pressure filter on the return helps keep the hydraulic oil clean. This in turn can help minimise the overall seal and pump wear. In addition, it can also keep the control valve in good condition, which leads to lower service costs.

Low Cost of Ownership

With the use of high quality and robust components, the UX series provides the driver with reliable operations and lower wear and tear. Coupled with fast availability of genuine and cost-effective replacement parts is what helps to reduce the maintenance costs and requirements.

4-Wheel Electric Forklift ERP15-35UX / 1500 - 3500kg

Engineered for Drivers



Service

- AC traction and hydraulic motors reduce maintenance cost
- IP54 design enhances reliability
- The controller assembly is mounted inside the counterweight and is protected by an easy to remove cover
- CANbus communication simplifies troubleshooting



Comfort

- Hydraulic power steering requires low steering effort without kick-back which allows for precise positioning
- Full suspension seat reduces driver fatigue
- Low noise and vibration
- Adjustable steering column and seat to suit all operators
- Low entrance step and large floor space
- Ergonomically designed hand brake



Operations and Compliance

- High visibility mast with soft landing as standard to absorb shocks
- Controlled mast lowering speed avoids damaging goods
- Secure overhead guard passed CE drop test and safety standards
- LED lights as standard
- Operator presence system provides increased operator safety



Performance

- Simple and clear display of speed, power, error code, working hours ensure that the operator is fully informed
- The latest colour display integrated with functions such as performance selection allows the operator to configure the truck to meet different application requirements
- AC traction and lifting motors, with electronic control delivers a high level of performance

ERP15-18UX Mast and Capacity Chart	Max fork height (mm)	Overall Extended Height						Free Lift		Mast Tilt		Capacity without Side Shift			
		Lowered height (mm)		Lift height (mm)				Without LBR (mm)	With LBR (mm)	Forward (Deg)	Back (Deg)	@ 500mm Single Pneumatic Tyre (kg)		@ 600mm Single Pneumatic Tyre (kg)	
				Without LBR		With LBR						1.5t	1.8t	1.5t	1.8t
		1.5t	1.8t	1.5t	1.8t	1.5t	1.8t								
2LFL	3300	2140	2140	4284	4284	3813	3813	135	135	5	10	1500	1800	1350	1620
	3500	2240	2240	4484	4484	4013	4013	135	135	5	10	1500	1800	1350	1620
	4000	2540	2540	4984	4984	4513	4513	135	135	5	10	1400	1700	1260	1532
2FFL	3000	1990	1990	3984	3984	3513	3513	1415	1030	5	10	1500	1800	1350	1620
	3300	2140	2140	4284	4284	3813	3813	1565	1180	5	10	1500	1800	1350	1620
3FFL	4500	2040	2040	5484	5484	5013	5013	1470	1080	5	6	1200	1400	1080	1260
	4800	2140	2140	5784	5784	5313	5313	1570	1180	5	6	1100	1200	990	1080
	5500	2405	2405	6484	6484	6013	6013	1835	1445	3	6	750	850	670	760
	6000	2590	2610	6984	6984	6513	6513	2040	1650	3	6	450	550	400	490

ERP20-25UX Mast and Capacity Chart	Max fork height (mm)	Overall Extended Height						Free Lift		Mast Tilt		Capacity without Side Shift			
		Lowered height (mm)		Lift height (mm)				Without LBR (mm)	With LBR (mm)	Forward (Deg)	Back (Deg)	@ 500mm Single Pneumatic Tyre (kg)		@ 600mm Single Pneumatic Tyre (kg)	
				Without LBR		With LBR						2t	2.5t	2t	2.5t
		2t	2.5t	2t	2.5t	2t	2.5t	2t	2.5t						
2LFL	3300	2165	2165	3915	3915	4317	4317	140	140	5	10	2000	2500	1810	2260
	3500	2265	2265	4115	4115	4517	4517	140	140	5	10	2000	2500	1810	2260
	4000	2565	2565	4615	4615	5017	5017	140	140	5	10	2000	2500	1810	2260
2FFL	3000	2015	2015	3615	3615	4017	4017	1385	985	5	10	2000	2500	1810	2260
	3300	2165	2165	3915	3915	4317	4317	1535	1135	5	10	2000	2500	1810	2260
3FFL	4500	2075	2075	5171	5171	5516	5516	1440	1040	5	6	1600	2000	1450	1810
	4800	2175	2175	5471	5471	5816	5816	1540	1140	5	6	1250	1700	1130	1540
	5500	2440	2440	6171	6171	6516	6516	1800	1400	3	6	900	1200	810	1090
	6000	2625	2625	6671	6671	7016	7016	1990	1590	3	6	700	800	630	720

ERP30UX Mast and Capacity Chart	Max fork height (mm)	Overall Extended Height				Free Lift		Mast Tilt		Capacity without Side Shift		
		Lowered height (mm)		Lift height (mm)		Without LBR (mm)	With LBR (mm)	Forward (Deg)	Back (Deg)	@ 500mm Single Pneumatic Tyre (kg)	@ 600mm Single Pneumatic Tyre (kg)	
				Without LBR						With LBR		3t
		3t	3t	3t	3t							
2LFL	3300	2195		3940		4440	165	165	5	10	3000	2720
	3500	2295		4140		4640	165	165	5	10	3000	2720
	4000	2595		4640		5140	165	165	5	10	2850	2580
2FFL	3000	2045		3640		4140	1390	935	5	10	3000	2720
	3300	2195		3940		4440	1540	1085	5	10	3000	2720
3FFL	4500	2095		5165		5640	1510	975	5	6	2500	2270
	4800	2195		5465		5940	1610	1075	5	6	2250	2040
	5500	2460		6165		6640	1865	1330	3	6	1600	1450
	6000	2645		6665		7140	2060	1525	3	6	1200	1090

ERP35UX Mast and Capacity Chart	Max fork height (mm)	Overall Extended Height				Free Lift		Mast Tilt		Capacity without Side Shift		
		Lowered height (mm)		Lift height (mm)		Without LBR (mm)	With LBR (mm)	Forward (Deg)	Back (Deg)	@ 500mm Single Pneumatic Tyre (kg)	@ 600mm Single Pneumatic Tyre (kg)	
				Without LBR						With LBR		3.5t
		3.5t	3.5t	3.5t	3.5t							
2LFL	3300	2270		4010		4440	170	170	5	10	3500	3180
	3500	2370		4210		4640	170	170	5	10	3500	3180
	4000	2670		4710		5140	170	170	5	10	3300	3000
2FFL	3000	2120		3700		4100	1415	1000	5	10	3500	3180
	3300	2270		4000		4400	1565	1150	5	10	3500	3180
3FFL	4500	2170		5250		5650	1510	975	5	6	2800	2550
	4800	2270		5550		5950	1610	1075	5	6	2500	2270
	5500	2535		6250		6650	1865	1330	3	6	1700	1540
	6000	2720		6750		7150	2060	1525	3	6	1300	1180

Note: For integral sideloads deduct 50kg from stated capacity

4-Wheel Electric Forklift ERP15-35UX / 1500 - 3500kg

Specifications

		Yale	Yale	Yale	Yale	Yale	Yale		
Distinguishing mark	1.1	Manufacturer	Yale	Yale	Yale	Yale	Yale		
	1.2	Model designation	ERP15UX	ERP18UX	ERP20UX	ERP25UX	ERP30UX	ERP35UX	
	1.3	Power: battery, diesel, LPG, electric mains	Battery	Battery	Battery	Battery	Battery	Battery	
	1.4	Operation: manual, pedestrian, stand, seat, orderpicker	Seated	Seated	Seated	Seated	Seated	Seated	
	1.5	Load capacity	0 (kg)	1500	1800	2000	2500	3000	3500
	1.6	Load centre	c (mm)	500	500	500	500	500	500
	1.8	Load distance	x (mm)	410	410	454	454	475	495.5
	1.9	Wheelbase	y (mm)	1380	1380	1485	1485	1670	1690
	2.1	Unladen weight (max. battery)	kg	2950	3230	3930	4100	4750	5400
Weight	2.2	Axle loading, laden front/rear (max. battery)	kg	3960/490	4280/610	5160/750	5755/845	6900/850	7865/1035
	2.3	Axle loading, unladen front/rear (max. battery)	kg	1390/1560	1290/1800	1895/2035	1650/2450	2070/2680	2300/3100
	3.1	Tyres: L=pneumatic, V=cushion SE= superelastic	SE	SE	SE	SE	SE	SE	
Tyres, chassis	3.2	Tyre size, front	6.00-9	21x8-9	23x9-10	23x9-10	23x9-10	23x10-12	
	3.3	Tyre size, rear	5.00-8	5.00-8	18x7-8	18x7-8	18x7-8	200/50-10	
	3.5	Number of wheels, front/rear (X = driven)	2x/2	2x/2	2x/2	2x/2	2x/2	2x/2	
	3.6	Track width, front	b10 (mm)	955	955	1058	1058	1065	1124
	3.7	Track width, rear	b11 (mm)	920	920	960	960	980	1010
	Dimensions	4.1	Mast tilt, forward a /back b	degrees	5/10	5/10	5/10	5/10	5/10
4.2		Height of mast, lowered	h1 (mm)	2000	2000	2015	2015	2045	2120
4.3		Free lift, "	h2 (mm)	135	135	140	140	165	165
4.4		Lift height, "	h3 (mm)	3000	3000	3000	3000	3000	3000
4.5		Height of mast, extended E	h4 (mm)	3980	3980	3980	3980	3980	3980
4.7		Height to top of overhead guard m	h6 (mm)	2155	2155	2152	2152	2152	2138
4.8		Seat height u	h7 (mm)	1080	1080	1080	1080	1080	1080
4.12		Towing coupling height	h10 (mm)	290	290	250	250	270	270
4.19		Overall length (with forks)	l1 (mm)	2993	2993	3356.5	3356.5	3618	3709
4.20		Length to face of forks	l2 (mm)	2073	2073	2286.5	2286.5	2548	2639
4.21		Overall width	b1 (mm)	1120	1120	1285	1285	1285	1365
4.22		Fork dimensions	s/e/l (mm)	35/100/920	35/100/920	40/122/1070	40/122/1070	45/122/1070	50/122/1070
4.23		Fork carriage DIN 15173. Class, A/B		2A	2A	2A	2A	3A	3A
4.24		Fork carriage width E	b3 (mm)	1040	1040	1040	1040	1100	1100
4.25		Width over forks	b5 (mm)	890	890	1000	1000	1060	1060
4.31		Ground clearance, laden, below mast	m1 (mm)	95	95	65	65	65	80
4.32		Ground clearance at centre of wheelbase	m2 (mm)	105	105	95	95	110	83
4.33		Aisle width with pallets 1000mm long x 1200mm wide	Ast (mm)	3541	3541	3732	3732	4025	4101
4.34		Aisle width with pallets 800mm wide x 1200mm long	Ast (mm)	3741	3741	3932	3932	4225	4301
4.35		Outer turning radius	Wa (mm)	1965	1965	2080	2080	2349	2405
4.36	Inner turning radius	b13 (mm)	703	703	599	599	830	815	
Performance data	5.1	Travel speed laden/unladen	km/h	15/16	15/16	15/16	15/16	15/16	15/16
	5.2	Lifting speed laden/unladen	mm/s	320/400	300/400	320/400	280/400	320/400	280/400
	5.3	Lowering speed laden/unladen	mm/s	390/500	390/500	390/420	390/420	390/420	400/320
	5.6	Maximum drawbar pull laden/unladen, 5 minute rating	N	11600/7500	11600/7500	13000/10500	13000/10500	19000/11000	19000/11000
	5.8	Maximum gradeability with/without load, 5 minute rating	%	15/23	14/22	15/23	15/22	15/22	15/22
	5.9	Acceleration time with/without load 10m	sec	5/4.5	5/4.5	5.4/4.5	5.5/4.7	5.5/4.7	5.7/5.2
5.10	Service brake		Hydraulic	Hydraulic	Hydraulic	Hydraulic	Hydraulic	Hydraulic	
Electric-Motor	6.1	Drive Motor Rating, S2, 60min	kW	6.5	6.5	8.5	8.5	11.5	11.5
	6.2	Lifting motor, S3 15% rating	kW	8.6	8.6	11	11	15	15
	6.4	Battery voltage/capacity (5hr rate)	V/Ah	48/420	48/420	48/600	48/600	80/500	80/500
	6.5	Battery weight (min/max)	kg	710	710	950	950	1420	1420
	NEW	Battery dimensions	l/w/h (mm)	985/465/750	985/465/750	1028/500/780	1028/500/780	1028/674/780	1028/674/780
	6.6	Power consumption in accordance with VDI cycle	kWh/h	4.8	5.0	5.7	6.2	7.6	8.0
Additional data	8.1	Drive control		AC	AC	AC	AC	AC	AC
		Manufacturer		Curtis	Curtis	Curtis	Curtis	Curtis	Curtis
	8.2	Operating pressure for attachments x	bar	145	145	175	175	175	175
	8.3	Oil volume for attachments	l/min	38	38	38	38	38	38
	8.4	Average noise level at operator's ear ~	dB(A)	70.3	70.3	67.5	67.5	71.8	71.8
8.5	Towing coupling, type DIN		Ø30 Pin	Ø30 Pin	Ø30 Pin	Ø30 Pin	Ø30 Pin	Ø30 Pin	

- LPAZ, measured according to the test cycles and based on the weighting values contained in EN12053

* Bottom of forks

u Full suspension specified

E Without load backrest

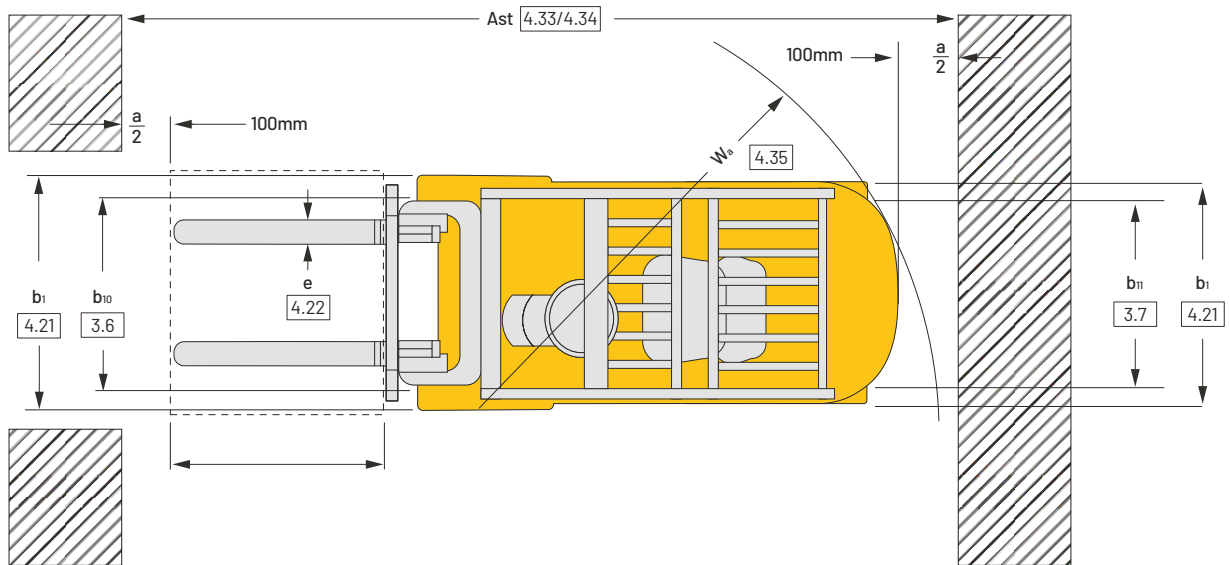
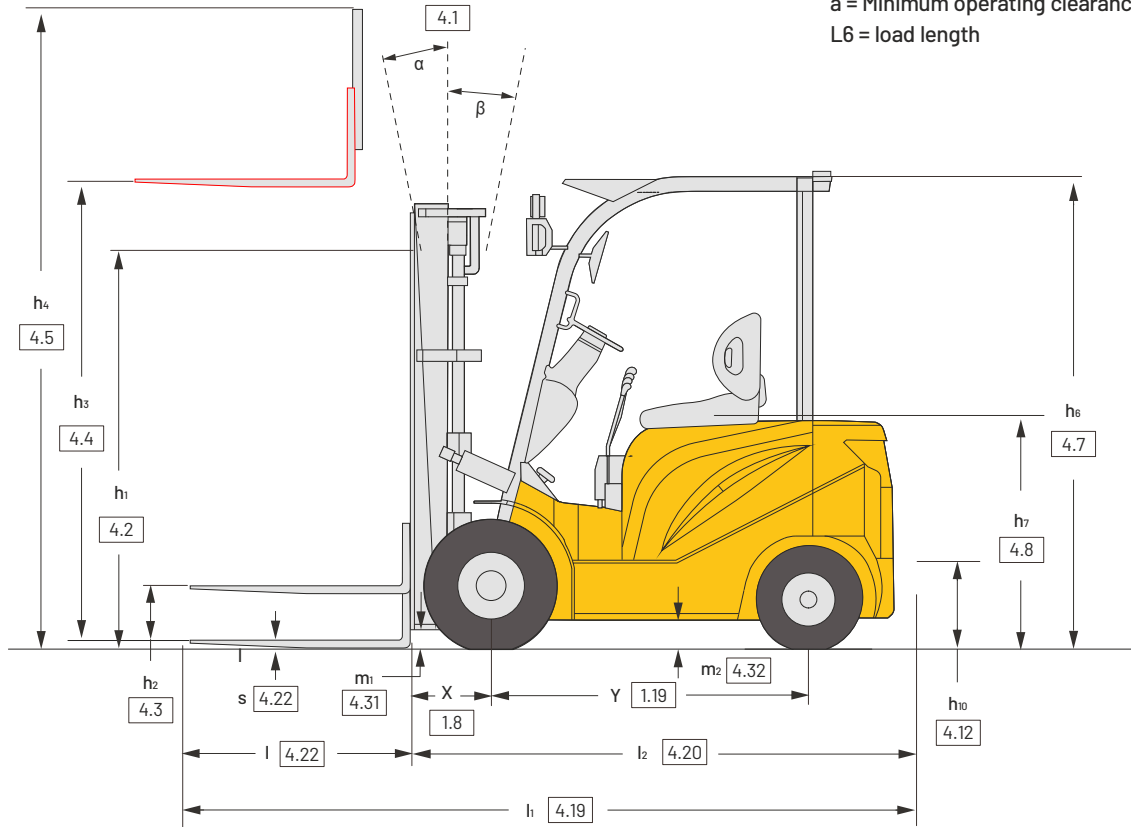
m h6 subject to +/- 5 mm tolerance

x Variable

Specification data is based on VDI 2198, with the following configuration: Complete truck with 3000mm 2-stage limited free lift mast, standard carriage and forks, overhead guard and standard superelastic drive and steer tyres.


Truck Dimensions

$A_{st} = W_a + x + L_6 + a$
 $a = \text{Minimum operating clearance of 200mm}$
 $L_6 = \text{load length}$



Lift Trucks & Warehousing Solutions

Pallet Trucks



Electric Stackers



Reach Trucks



Tow Trucks



Electric Forklifts



Diesel Forklifts



Order Pickers



Very Narrow Aisle Trucks



For enquiries, contact:



ElectroMech **Yale**[®] **OL**

Corporate Office & Plant

**ElectroMech Material Handling
Systems (India) Pvt. Ltd.**


Gat No. 316, At post Kasar Amboli,
Tal. Mulshi, Dist. Pune 412 111 INDIA

Telefax : +91-20-6654 2222

E-mail : yale@emech.in

Yale Asia Pacific

Address: 1 Bullecourt Ave, Milperra NSW 2214, Australia
www.yale.com

Yale is a registered trademark. *People. Products. Productivity.* is a trademark in the United States and certain other jurisdictions.  is a registered copyright of Yale Materials Handling Corporation.

© Yale Asia Pacific 2013. All rights reserved.

Specifications and details in this brochure are subject to change without prior notification.



www.emech.yale.in